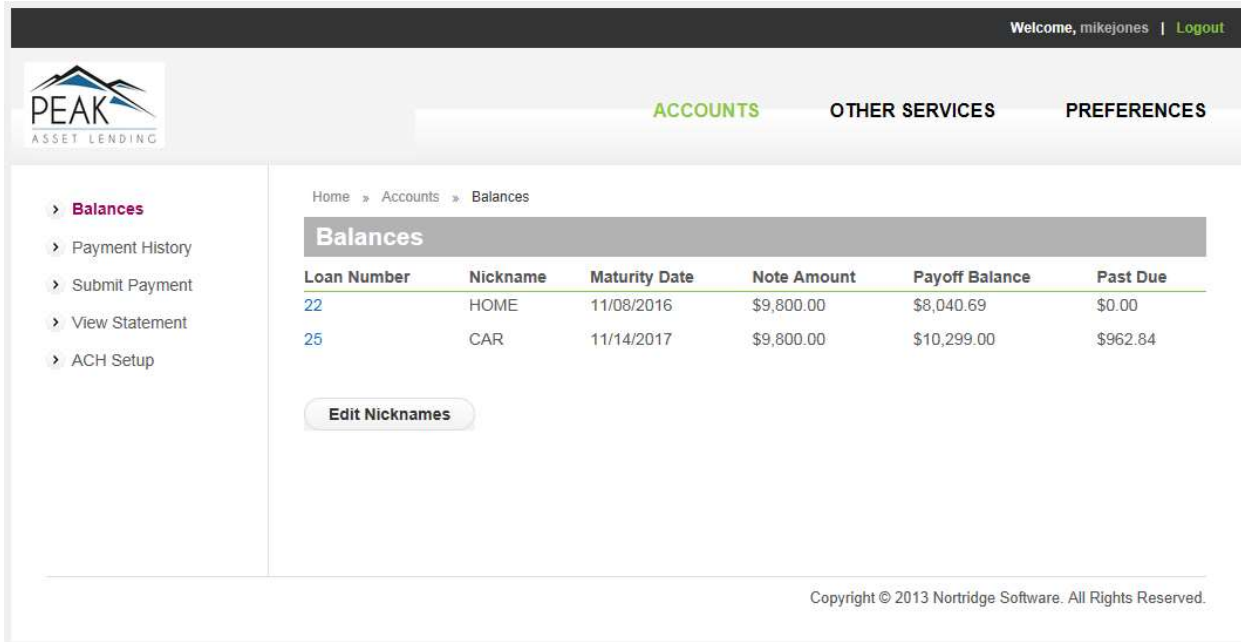


# Loan Accounts Menu

## Balances

Once you have logged into PAL Portal, you will automatically be taken to your Balances page under the Accounts menu.



Welcome, mikejones | [Logout](#)

**PEAK**  
ASSET LENDING

**ACCOUNTS**   OTHER SERVICES   PREFERENCES

Home » Accounts » Balances

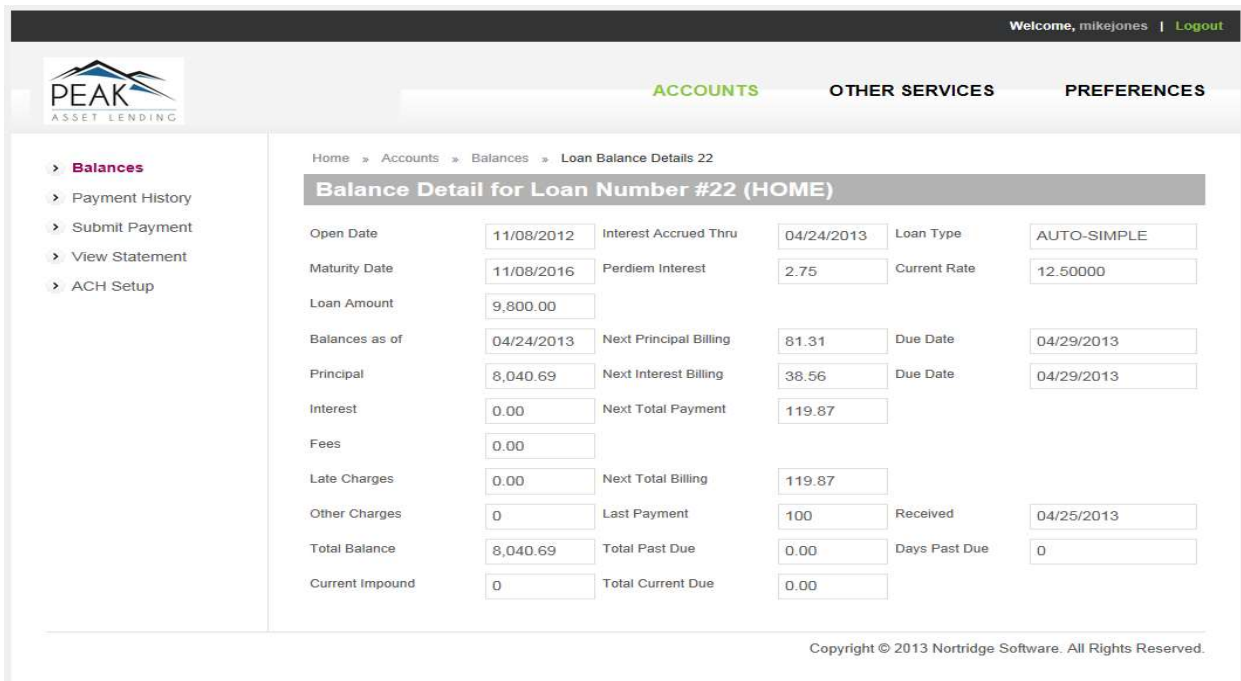
### Balances

Loan Number	Nickname	Maturity Date	Note Amount	Payoff Balance	Past Due
<a href="#">22</a>	HOME	11/08/2016	\$9,800.00	\$8,040.69	\$0.00
<a href="#">25</a>	CAR	11/14/2017	\$9,800.00	\$10,299.00	\$962.84

[Edit Nicknames](#)

Copyright © 2013 Nortridge Software. All Rights Reserved.

All of the loans associated with your credentials will be displayed on this page. The loan numbers displayed here are hyper links to the balance detail page for each individual loan.



Welcome, mikejones | [Logout](#)

**PEAK**  
ASSET LENDING

**ACCOUNTS**   OTHER SERVICES   PREFERENCES

Home » Accounts » Balances » Loan Balance Details 22

### Balance Detail for Loan Number #22 (HOME)

Open Date	11/08/2012	Interest Accrued Thru	04/24/2013	Loan Type	AUTO-SIMPLE
Maturity Date	11/08/2016	Perdiem Interest	2.75	Current Rate	12.50000
Loan Amount	9,800.00				
Balances as of	04/24/2013	Next Principal Billing	81.31	Due Date	04/29/2013
Principal	8,040.69	Next Interest Billing	38.56	Due Date	04/29/2013
Interest	0.00	Next Total Payment	119.87		
Fees	0.00				
Late Charges	0.00	Next Total Billing	119.87		
Other Charges	0	Last Payment	100	Received	04/25/2013
Total Balance	8,040.69	Total Past Due	0.00	Days Past Due	0
Current Impound	0	Total Current Due	0.00		

Copyright © 2013 Nortridge Software. All Rights Reserved.

Once a loan has been selected in this way, if you click on other tabs, such as Payment History, Submit Payment, View Statement, or ACH Setup, you will be viewing the corresponding data for the selected loan. If you click on one of these tabs without selecting a specific loan, you will be viewing the corresponding data for the first loan on the list.

## Payment History

Clicking on the Payment History tab after selecting a specific loan on the Balances tab will bring up the payment history for the selected loan. If you have more than one loan, a drop down list will allow selection from the list of available loans.

22 (HOME)

Date Paid	Due Date	Pmt#	Type	Payment Amount	Trans Code	Pymnt Method	Pymnt Method Ref
04/25/2013			PAYMENT	100.00	0	None	Check
04/25/2013			Principal Reduction	100.00	220	None	Check
04/25/2013			PAYMENT	100.00	0	None	Check
04/25/2013			Interest Reduction	8.46	222	None	Check
04/25/2013			Principal Reduction	91.54	220	None	Check
04/22/2013			PAYMENT	12.00	0	None	Check
04/22/2013			Principal Reduction	12.00	220	None	Check
04/22/2013			PAYMENT	23.00	0	None	Check
04/22/2013			Principal Reduction	23.00	220	None	Check
04/22/2013			PAYMENT	34.00	0	None	Check
04/22/2013			Interest Reduction	2.21	222	None	Check
04/22/2013			Principal Reduction	31.79	220	None	Check
04/22/2013			PAYMENT	12.00	0	None	Check
04/22/2013			Interest Reduction	12.00	222	None	Check
04/17/2013			PAYMENT	120.00	0	None	Credit Card
04/17/2013	04/25/2013	12	P+I Interest Payment	17.26	206	None	Credit Card
04/17/2013	04/25/2013	12	P+I Principal Payment	102.61	204	None	Credit Card
04/17/2013			Principal Reduction	0.13	220	None	Credit Card
04/11/2013			PAYMENT	122.00	0	None	Credit Card

Copyright © 2013 Nortridge Software. All Rights Reserved.

## Submit Payment

The submit payment tab will allow you to enter the information necessary to process a payment through an automatic payment option.



- > Balances
- > Payment History
- > **Submit Payment**
- > View Statement
- > ACH Setup

Home » Accounts » Submit Payment

### Submit Payment

Loan: 22 (HOME)

Payment Amount:

Payment Method:  Credit/Debit Card  
 Check

---

Select Card Type:  Visa  
 Mastercard  
 American Express

Cardholder Name:

Card Number:

Expiration Date:  /

Security Code:

Payments may be submitted via Credit/Debit Card or Electronic Check.



- > Balances
- > Payment History
- > **Submit Payment**
- > View Statement
- > ACH Setup

Home » Accounts » Submit Payment

### Submit Payment

Loan: 22 (HOME)

Payment Amount:

Payment Method:  Credit/Debit Card  
 Check

---

Cardholder Name:

ABA Number:

Account Number:

Check Number:

## View Statement

Clicking on the View Statement tab will bring up a list of the statements stored in the comments and documents for the selected loan. If you have multiple loans, a drop down list will allow selection from the available loans.

Welcome, mikejones | [Logout](#)

**PEAK**  
ASSET LENDING

[ACCOUNTS](#) [OTHER SERVICES](#) [PREFERENCES](#)

Home » Accounts » View Statement

**View Statement**

22 (HOME) ▼

Processed	Processed	Past Due Balance	Current Balance	Current Payoff	Document ID
11/12/2012	11/22/2012	\$0.00	\$119.87	\$9,813.35	38
11/26/2012	12/06/2012	\$119.87	\$239.74	\$9,860.08	52

Copyright © 2013 Norridge Software. All Rights Reserved.

Clicking the document ID next to any specific statement will download the PDF file for that particular statement and display it for the borrower.

[Accounts](#) [Other Services](#) [Preferences](#) [Logout](#)

[Balances](#) [Payment History](#) [Submit a Payment](#) [View Statement](#) [ACH Setup](#)

ALAN BARBER

**Payment Notice**

Statement Date: 09/10/2012  
 Due Date: 10/10/2012  
 Loan Number: 12345  
 Short Name: ALAN BARBER  
 Maturity Date: 09/10/2015  
 Current Rate: 10.00000  
 Current Principal: 10,000.00  
 Current Interest: 54.54

Total Past Due: 0.00  
 Total Current Due: 879.88

Due Date	Payment Number	Description	Payment Due	Amount Paid	Amount Remaining	Total Due
10/10/2012	1	Principal and Interest	879.88	0.00	879.88	879.88
		<b>Total Amount Due</b>				<b>879.88</b>

REMITTANCE COPY

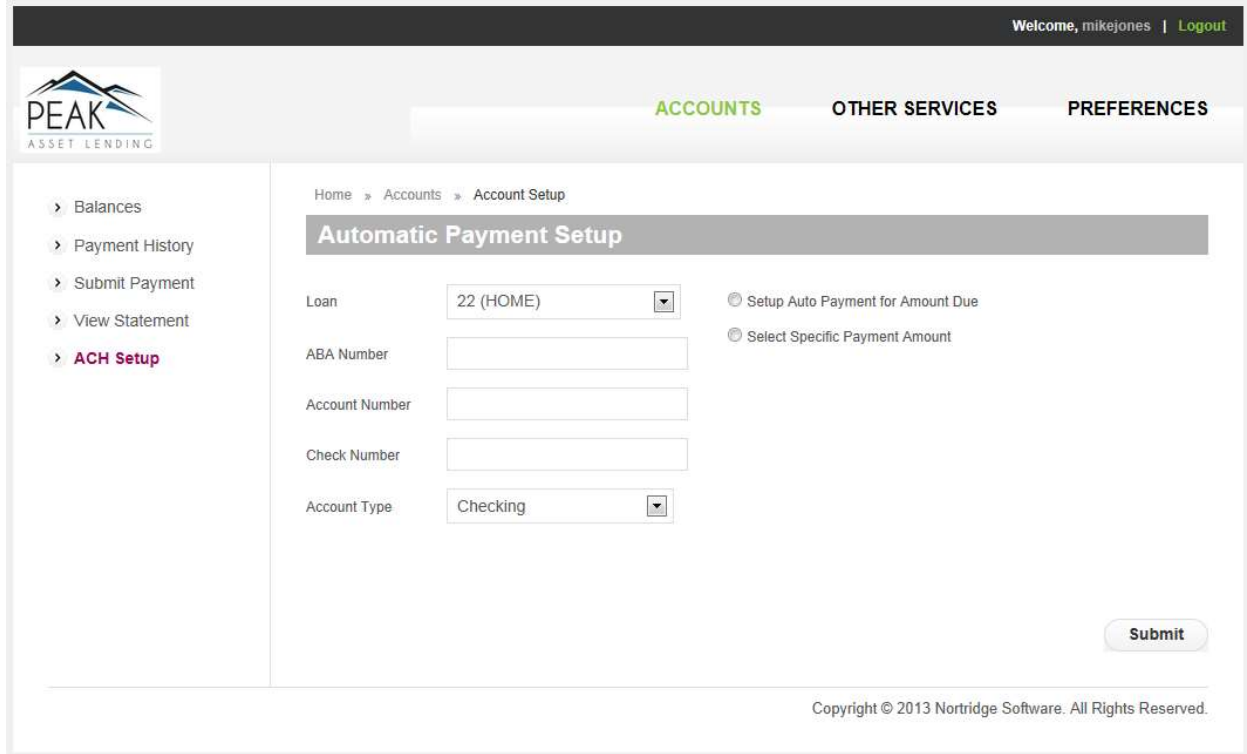
Statement Date: 09/10/2012  
 Due Date: 10/10/2012  
 Loan Number: 12345  
 ALAN BARBER

Total Past Due: 0.00  
 Total Current Due: 879.88  
 Amount Enclosed: \$ \_\_\_\_\_  
 Remit To:

[Download](#) [Print](#)

## ACH Setup

If you want to process your payments on your loans via ACH, you can enable the ACH setup screen of the portal and in order to modify your bank information.



Welcome, mikejones | [Logout](#)

**PEAK**  
ASSET LENDING

**ACCOUNTS**   OTHER SERVICES   PREFERENCES

Home » Accounts » Account Setup

### Automatic Payment Setup

Loan: 22 (HOME) ▼

ABA Number:

Account Number:

Check Number:

Account Type: Checking ▼

Setup Auto Payment for Amount Due  
 Select Specific Payment Amount

**Submit**

Copyright © 2013 Nortridge Software. All Rights Reserved.

You will enter their bank information and specify the amount to be drawn, the frequency of draws (which can be tied to the billings), and the date of the first draw that you are authorizing.